

Annual Report Student Satisfaction survey 2019-20

The IQAC is made available online Student Satisfaction survey forms to collect survey on Syllabus, infrastructures, extension activities and teachers performance on teaching learning and evaluation process. The College has constituted Student Satisfaction survey committee to conduct survey. The questionnaires taken are drafted by NAAC Bangalore. The survey is categorized in four category such as 4- Excellent, 3 – Very good, 2 – Good, 1 – Fair, 0– Poor.

Student Satisfaction survey committee submits analysis report to Principal, then Principal informs to management for improvement and necessary action . This report is used to understand the strong and weakness of infrastructure and teachers performance. Accordingly necessary steps to be taken are suggested as well as discussed by the Principal. The Principal in turn has interaction with the management on relevant issues. The analyzed report is also discussed in meetings of IQAC and head of the departments. This year (2019-20) 381 students are taken part in the survey out of total number of students enrolled in the college. From current year it is decided by committee to increase the response upto 50 % of total enrollment.

Action Taken:

1) Suggestions given to heads of the departments to improve the performance of the completion of syllabus 2) To use ICT as alternate or innovative methods of teaching and evaluation 3) Conducting interactive sessions to enhance teaching ability and proficiency 4) An insight into the departmental activities and committee activities being conducted are discussed during the meeting with the Principal and IQAC and also an exchange of assistance required etc are discussed 5) All heads of the department are asked and suggested to strengthen remedial teaching practices. 6) Suggestion are given to all Heads of the department to prepare academic calendar and teaching plan to strengthen teaching process

Prof. Hake M.A.

Chairmen

Student Satisfaction survey

DR. S. B. Jundale

Principal

Vidnyan Mahavidyalaya, Sangola

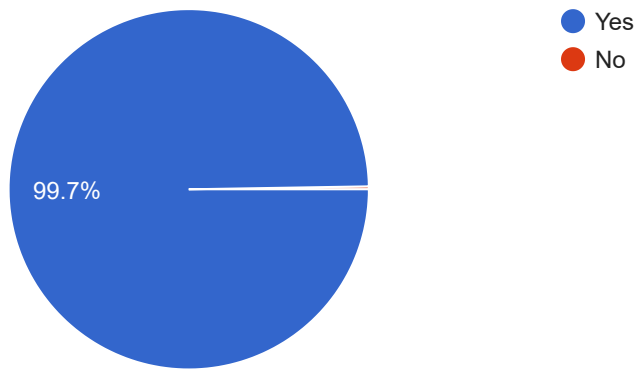
SurveyKey Indicator

381 responses

[Publish analytics](#)

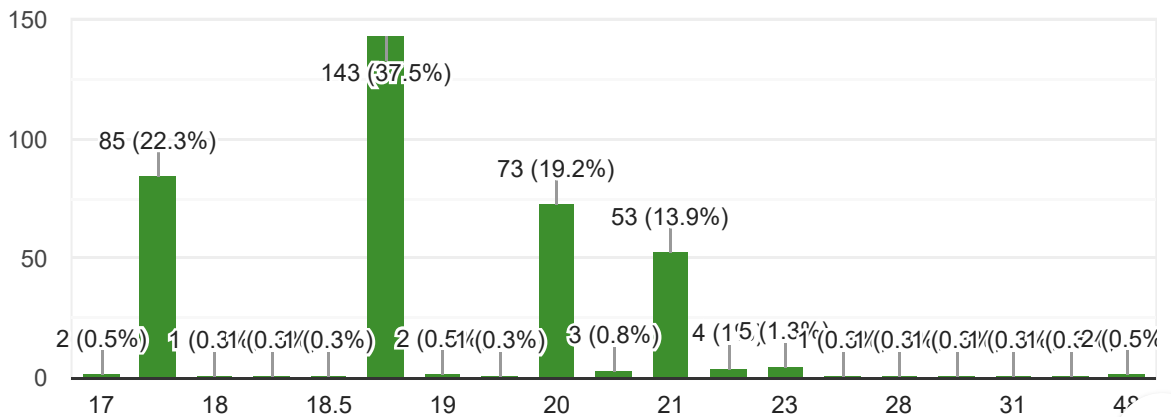
Please confirm this is the first and only time you answer this survey.

381 responses



Age:

381 responses



College Name:

381 responses

Vidnyan mahavidyalaya sangola

Vms

Vidnyan mahavidyalay sangola

VMS sangola

Vms sangola

vms

Vimas

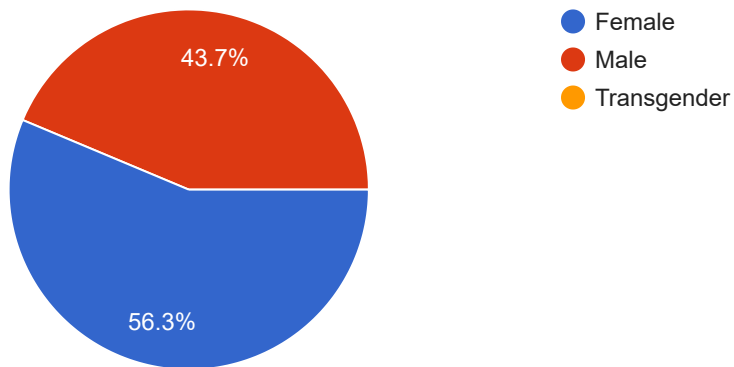
Vidnyan Mahavidyalaya Sangola

vidnyan mahavidyalaya sangola



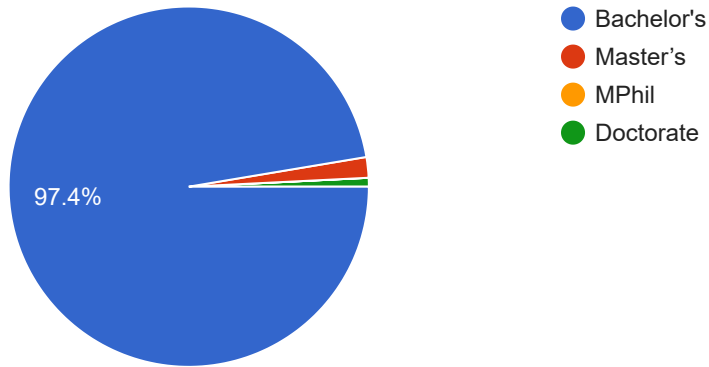
Gender:

380 responses



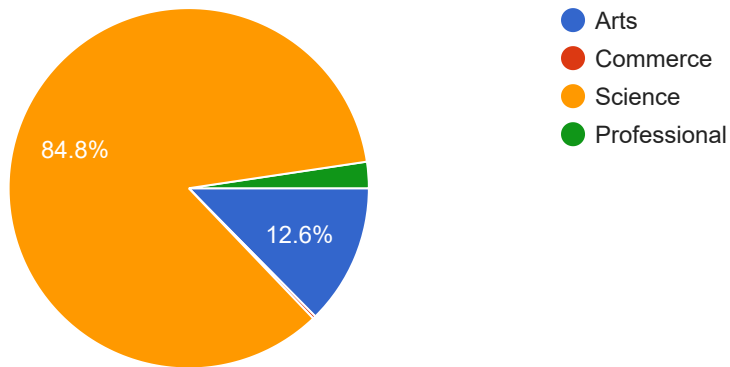
What degree program are you pursuing now?

379 responses



What subject area are you currently pursuing?

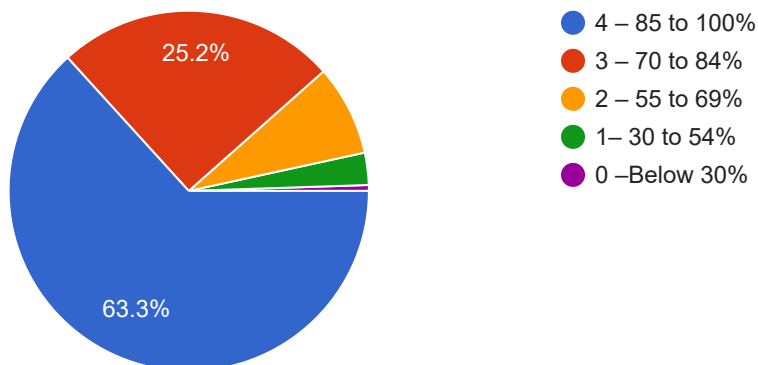
381 responses



Student Satisfaction Survey on Teaching Learning Process

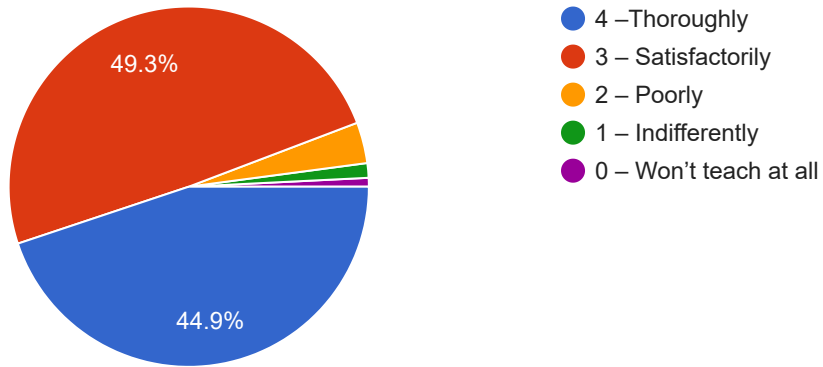
1. How much of the syllabus was covered in the class?

381 responses



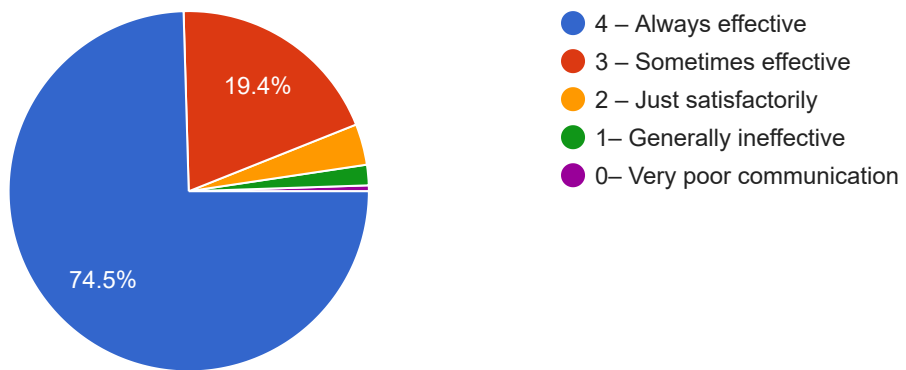
2. How well did the teachers prepare for the classes?

381 responses



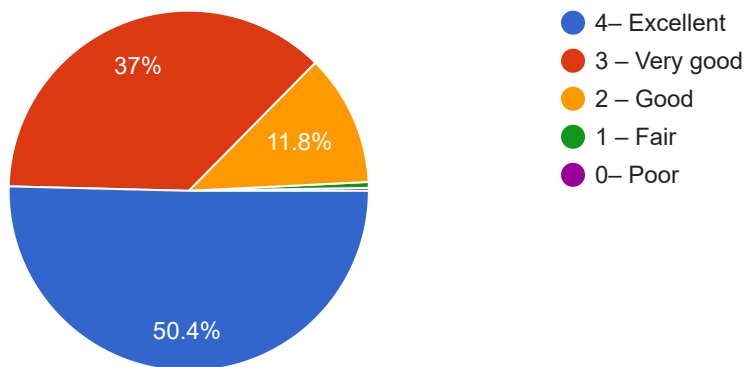
3. How well were the teachers able to communicate?

381 responses



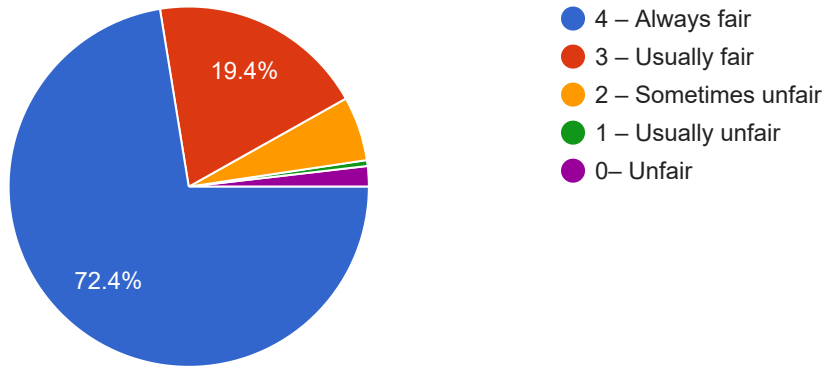
4. The teacher's approach to teaching can best be described as

381 responses



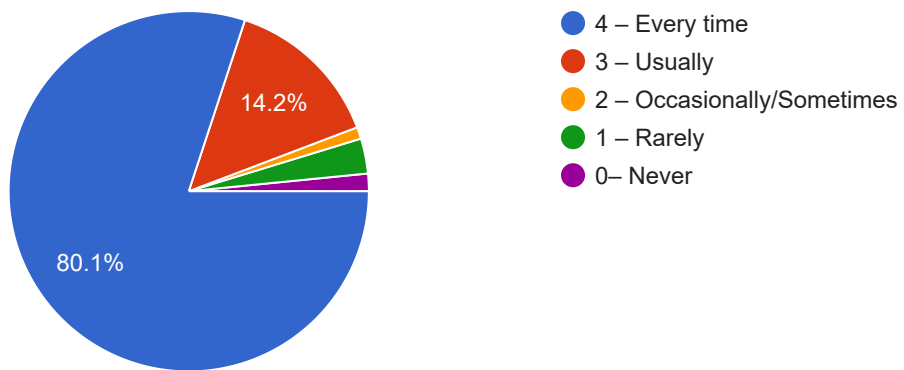
5. Fairness of the internal evaluation process by the teachers.

381 responses



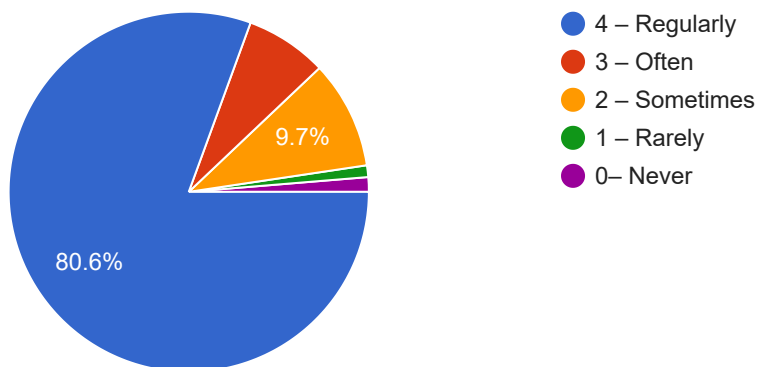
6. Was your performance in assignments discussed with you?

381 responses



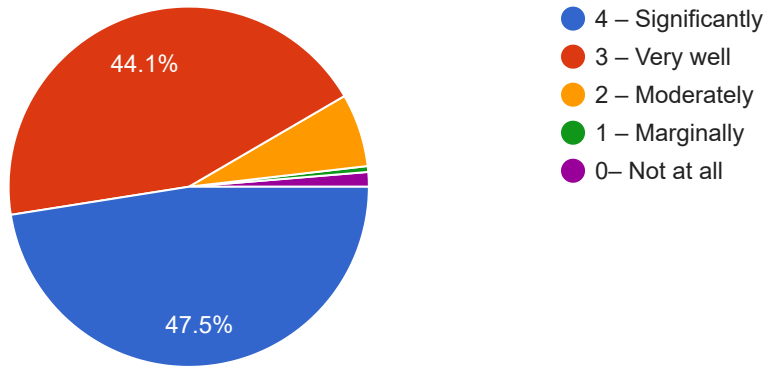
7. The institute takes active interest in promoting internship, student exchange, field visit opportunities for students.

381 responses



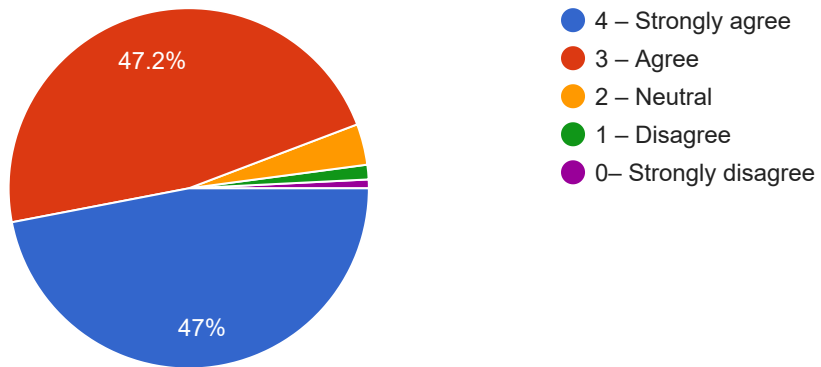
8. The teaching and mentoring process in your institution facilitates you in cognitive, social and emotional growth.

381 responses



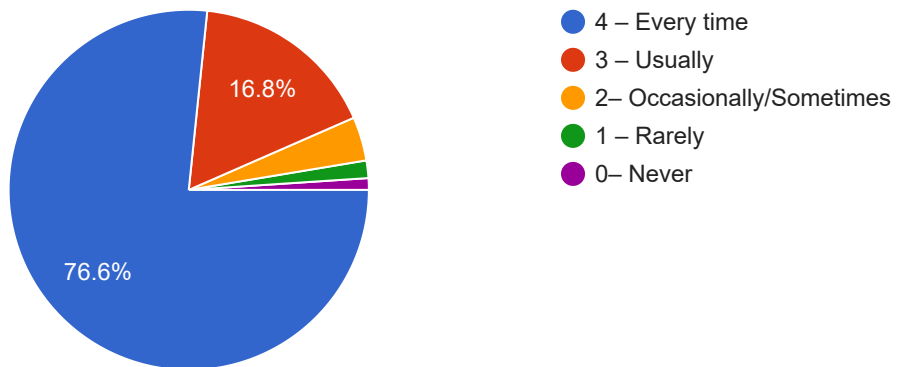
9. The institution provides multiple opportunities to learn and grow.

381 responses



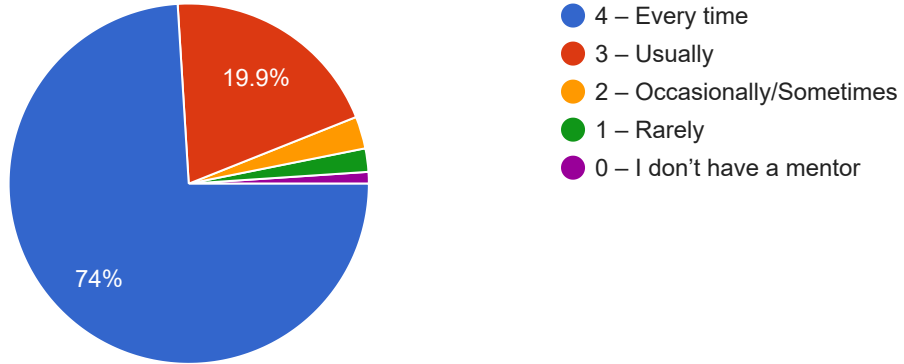
10. Teachers inform you about your expected competencies, course outcomes and programme outcomes.

381 responses



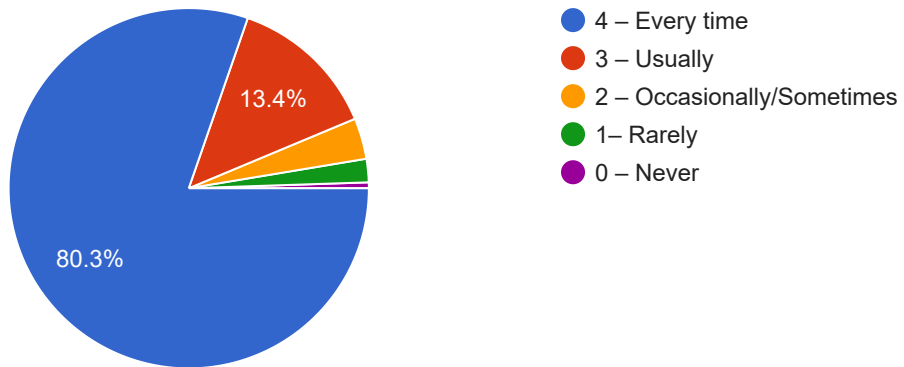
11. Your mentor does a necessary follow-up with an assigned task to you.

381 responses



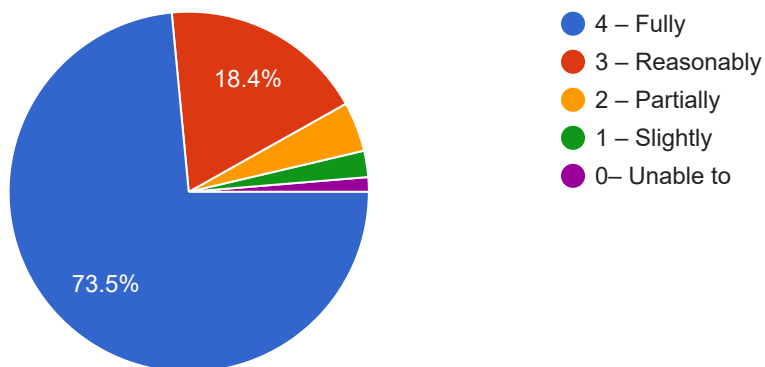
12. The teachers illustrate the concepts through examples and applications.

381 responses



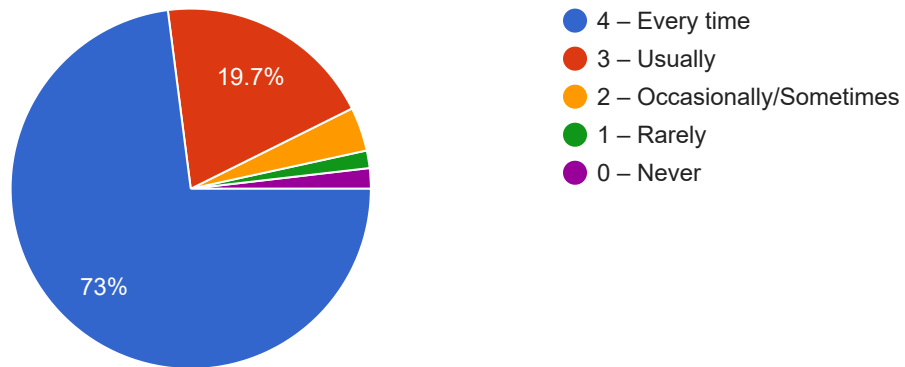
13. The teachers identify your strengths and encourage you with providing right level of challenges.

381 responses



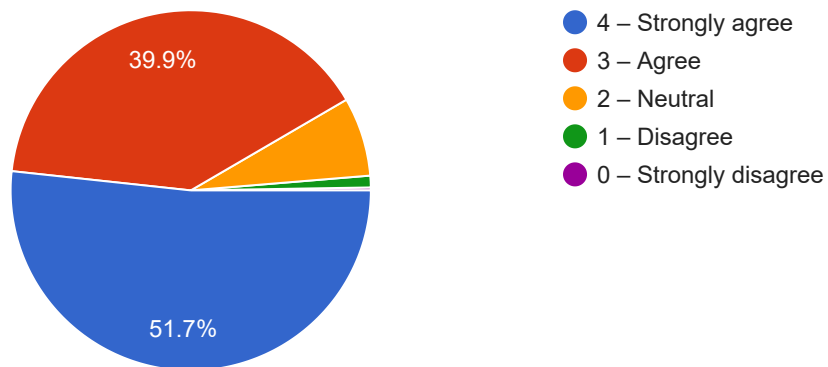
14. Teachers are able to identify your weaknesses and help you to overcome them.

381 responses



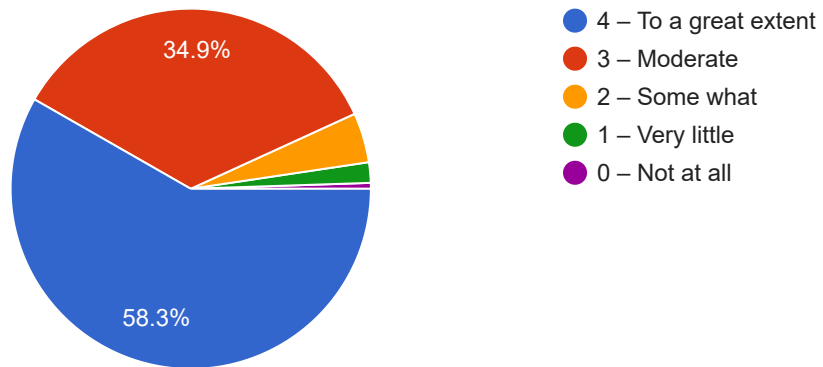
15. The institution makes effort to engage students in the monitoring, review and continuous quality improvement of the teaching learning process.

381 responses



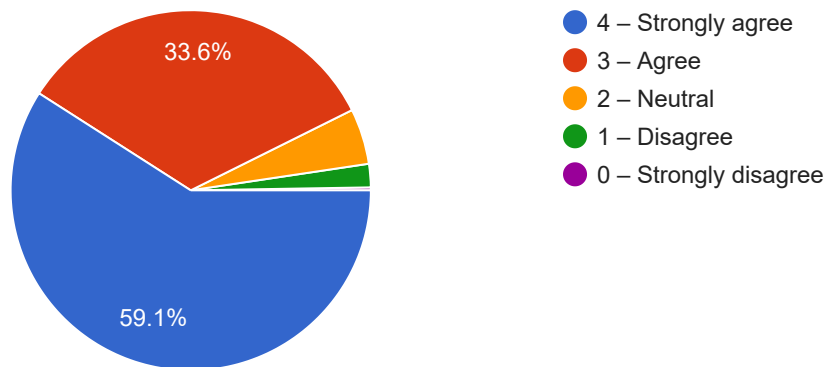
16. The institute/ teachers use student centric methods, such as experimental learning, participative learning and problem solving methodologies for enhancing learning experiences.

381 responses



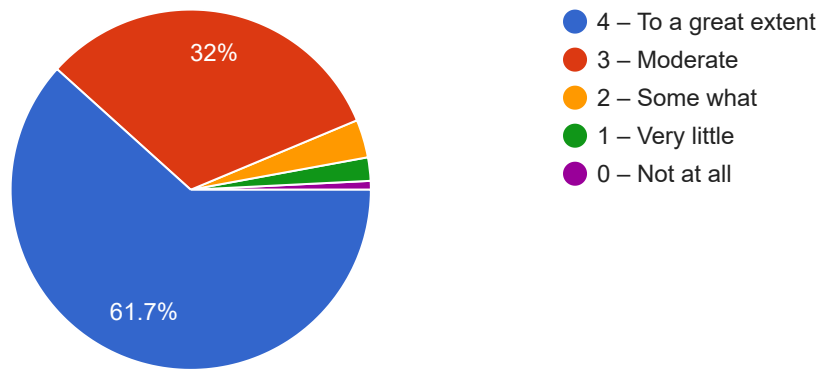
17. Teachers encourage you to participate in extracurricular activities.

381 responses



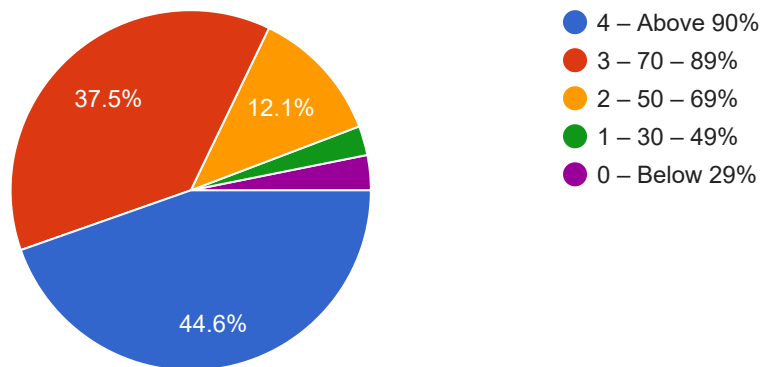
18. Efforts are made by the institute/ teachers to inculcate soft skills, life skills and employ ability skills to make you ready for the world of work.

381 responses



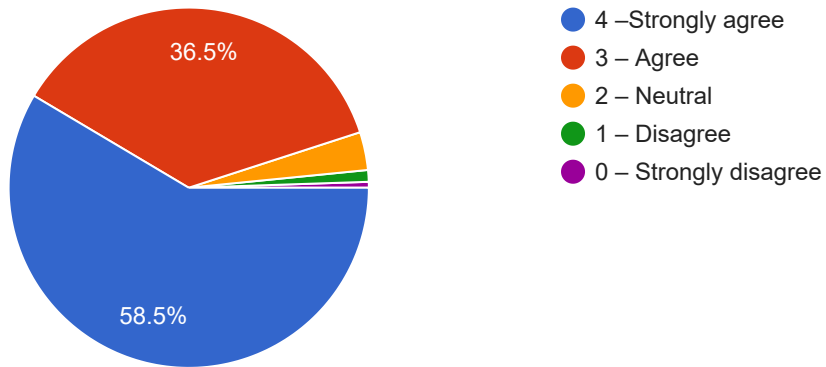
19. What percentage of teachers use ICT tools such as LCD projector, Multimedia, etc. while teaching.

381 responses



20. The overall quality of teaching-learning process in your institute is very good.

381 responses



21. Give three observation / suggestions to improve the overall teaching – learning experience in your institution.

316 responses

No

No suggestions

No suggestion

No suggestions

Very excellent
Improve the teaching by using ICT

very well

Very excellent

Very good

Good

This content is neither created nor endorsed by Google. [Report Abuse](#) - [Terms of Service](#) - [Privacy Policy](#).



